



# COVID-19 Vaccination Uptake in Ireland

## Weekly Report

### Winter Campaign 2024

Week ending Sunday 10<sup>th</sup> November 2024

**Latest Summary Statistics Absolute Numbers of COVID-19 Winter 2024 Campaign Doses and Percentage Uptake of the Census 2022 Population and other denominator estimates between 16/09/2024 and 10/11/2024 inclusive**

Age Group	No. Booster Doses	Census 2022 Population/Other estimates	No. Booster doses as % Uptake Census 2022 Population/Other estimates
60-69yrs	104382	510814	20.4
70-79yrs	133328	357144	37.3
80+yrs	90015	181027	49.7
Immunocompromised 6months+	47821	63000	75.9
HCWs	16914	250000	6.8
LTCF residents	22385	25000	89.5

# Winter 2024 COVID-19 Campaign Target Groups



- The COVID-19 Winter 2024 vaccination campaign will officially start on 01/10/2024. However, because the National Cold Chain commenced deliveries of COVID-19 vaccines to GPs, Pharmacies and HSE from 16/09/2024, it has meant some GP clinics and pharmacies begun vaccine administration from this date. For the purposes of reporting henceforth, all figures from the week commencing 30/09/2024 will include those administered doses between 16/09/2024 and 30/09/2024 inclusive.
- The administration of vaccine doses follows the guidelines set down by the National Immunisation Advisory Committee (NIAC), which are available here at [https://rcpi.access.preservica.com/uncategorized/IO\\_e96fc7c5-1777-45d3-898e-5550336168aa/](https://rcpi.access.preservica.com/uncategorized/IO_e96fc7c5-1777-45d3-898e-5550336168aa/)
- The primary target groups of the Winter COVID-19 2024 vaccine campaign include those aged:
  - 60 years and older;
  - 6 months-59 years:
    - with immunocompromised conditions associated with a suboptimal response to vaccination
    - with medical conditions associated with a higher risk of COVID-19 hospitalisation, severe disease or death
    - 18-59 years living in long term care facilities for older adults;
- Health and care workers;
- Pregnant women:
  - For pregnant women, a single primary vaccination dose is recommended. A booster dose is recommended all year and is not seasonal and can be given if it is more than six months since their previous dose or infection at any stage in pregnancy. The booster is ideally given between 20-34 weeks' gestation. If it is more than 12 months since their previous COVID-19 vaccine or infection administration earlier in pregnancy should be considered.

# Methodology



- *Data were provided by OCIO based on data in the data lake PROD environment (includes COVAX registered vaccinations and GP administered vaccinations).*
- *DENOMINATOR USE: In this report, uptake is calculated based on Census 2022 population. See <https://www.cso.ie/en/releasesandpublications/ep/p-cpsr/censusofpopulation2022-summaryresults/populationchanges/>*

# Summary Findings I

***Between 16/09/2024 and 10/11/2024***

- **Total:** 417,884 COVID-19 booster doses reported
- **Age Group:** Booster dose uptake among
  - 60-69 year olds was 20.4%
  - 70-79 year-olds was 37.3%
  - 80+ year olds, it was 49.7%
  - 60+ years olds was 31.2%
- **Gender:** Booster uptake was highest at 85+ years of age among males at 53.9% and among females at 48.5%
  - Among eligible persons aged 6 months to 59 years booster dose uptake for
  - 6 months to 4 years was 0.0%
  - 5-11 years was 0.0 %
  - 12-59 years was 2.7%
- **Vaccination Location:** Of the booster doses administered
  - 63.0% were in GP clinics
  - 9.7% in HSE clinics
  - 27.3% in pharmacies
- **County of Residence:** Uptake was highest at
  - 28.3% among 60–69-year-olds in Co. Dublin
  - 48.6% among 70-79 years olds in Co. Wicklow and Co. Dublin
  - 62.9% among 80+ years olds in Co. Wicklow
  - 41.0% among 60+ year olds in Co. Dublin

# Summary Findings II



*Between 16/09/2024 and 10/11/2024*

- **Immunocompromised:** 44,330 booster doses administered; uptake was highest in Co. Dublin at 29.9% and in Co. Cork at 18.6% of the booster doses administered; estimated uptake nationally was 75.9% among an estimated immunocompromised population of 63,000
- **Pregnant women:** 832 booster doses administered aged 18-59 years; uptake nationally was 3.7% among an estimated target pregnant population of 22,790
- **Healthcare workers (HCWs):** 16,914 booster doses administered; uptake was highest in Co. Dublin at 43.4% and in Co. Cork at 10.8% of the booster doses administered; uptake nationally was 6.8% among an estimated HCW population of 250,000
- **LTCF residents:** 22,385 booster doses have yet been administered; uptake was highest in Co. Dublin at 27.9% and in Co. Cork at 13.2% of the booster doses administered; uptake nationally was 89.5% among an estimated LTCF resident population of 25,000

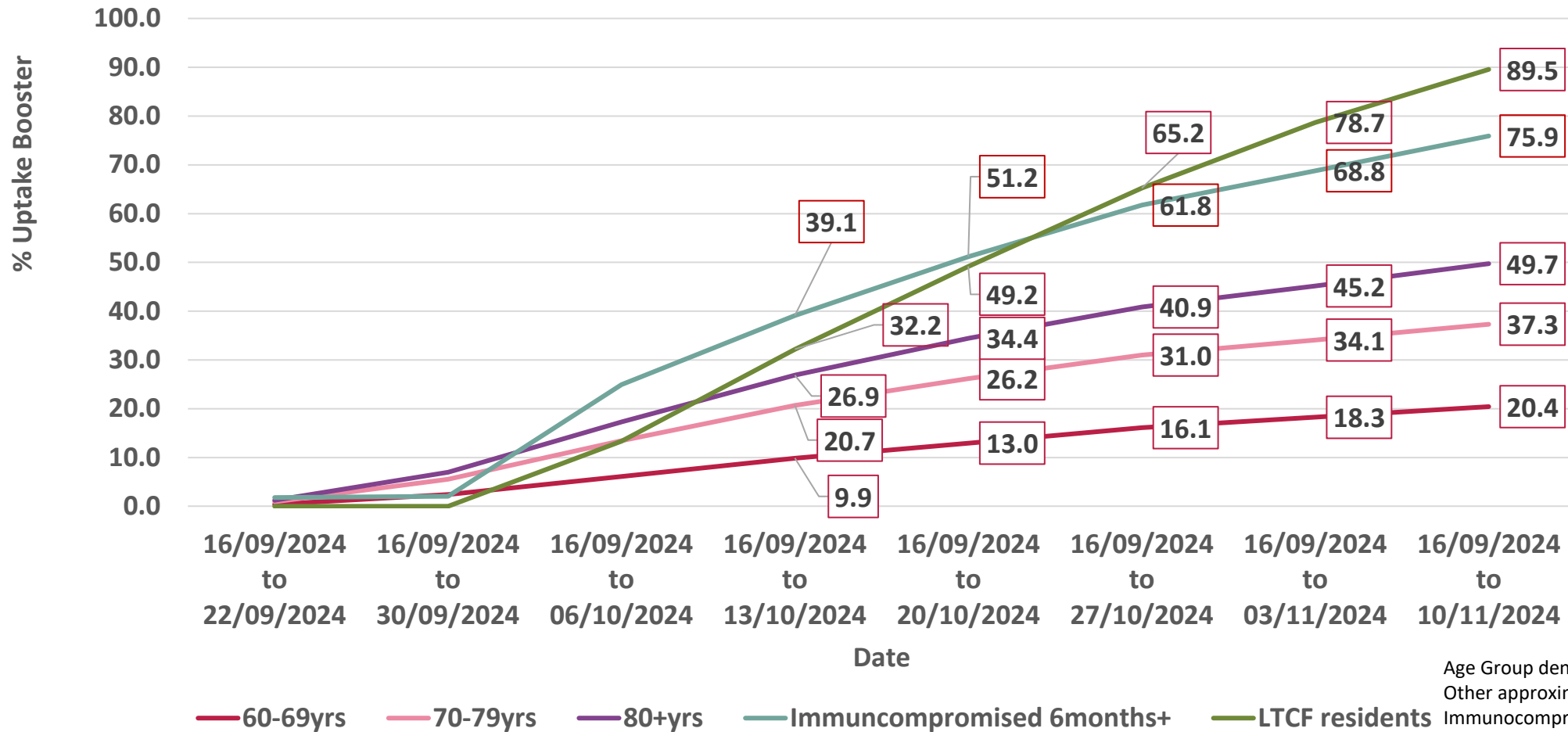
# COVID-19 Booster Doses by Age Group and Target Group between 16/09/2024 and 10/11/2024 inclusive

Period	Last Dose Course	Last Dose Classification/Type	6 months-4 years of age eligible for vaccination	5-11 years of age eligible for vaccination	12-59 years of age eligible for vaccination	60-69 years	70-79 years	80+ years	60+ years	6 months+	LTCF residents 18-59 years	LTCF residents 60+ years	Pregnant women	HCWs	All
16/09/2024 to 10/11/2024	Course2	Booster	10	26	12277	104382	133328	90015	327725	340038	1621	20761	840	16914	417884
01/10/2024 to 10/11/2024	Course2	Booster	2	6	1207	10502	10621	7261	28384	29599	344	2370	97	1782	38586

## COVID-19 Booster Doses by Age Group between 16/09/2024 and 10/11/2024 inclusive

Age Group	No. Boosters	Census 2022 Population/Other denominator estimates	No. Booster doses % Uptake Population Census 2022/Other denominator estimates
All Ages	417884	5149139	8.2
6months+	417884	5120241	8.2
6months-49yrs	47570	3424088	1.4
5+yrs	417874	4853724	8.6
12+yrs	417823	4361794	9.6
12-17yrs	604	431222	0.1
18+yrs	417219	3930572	10.6
50+yrs	370314	1696153	21.8
60+yrs	327725	1048985	31.2
50-69yrs	146971	1157982	12.7
65+yrs	282140	776315	36.3
70+yrs	223343	538171	41.5
12-69yrs	194480	3823623	5.1
6months-4yrs	10	266517	0.0
5-11yrs	51	491930	0.0
12-59yrs	90098	3312809	2.7
60-69yrs	104382	510814	20.4
70-79yrs	133328	357144	37.3
80+yrs	90015	181027	49.7
Immunocompromised 6months+	47821	63000	75.9
HCWs	16914	250000	6.8
Pregnant women	840	22790	3.7
LTCF residents	22385	25000	89.5

# Percentage of Winter 2024 COVID-19 Booster Doses by Age Group and Other Specific Target Groups by Week administered between 16/09/2024 and 10/11/2024 inclusive

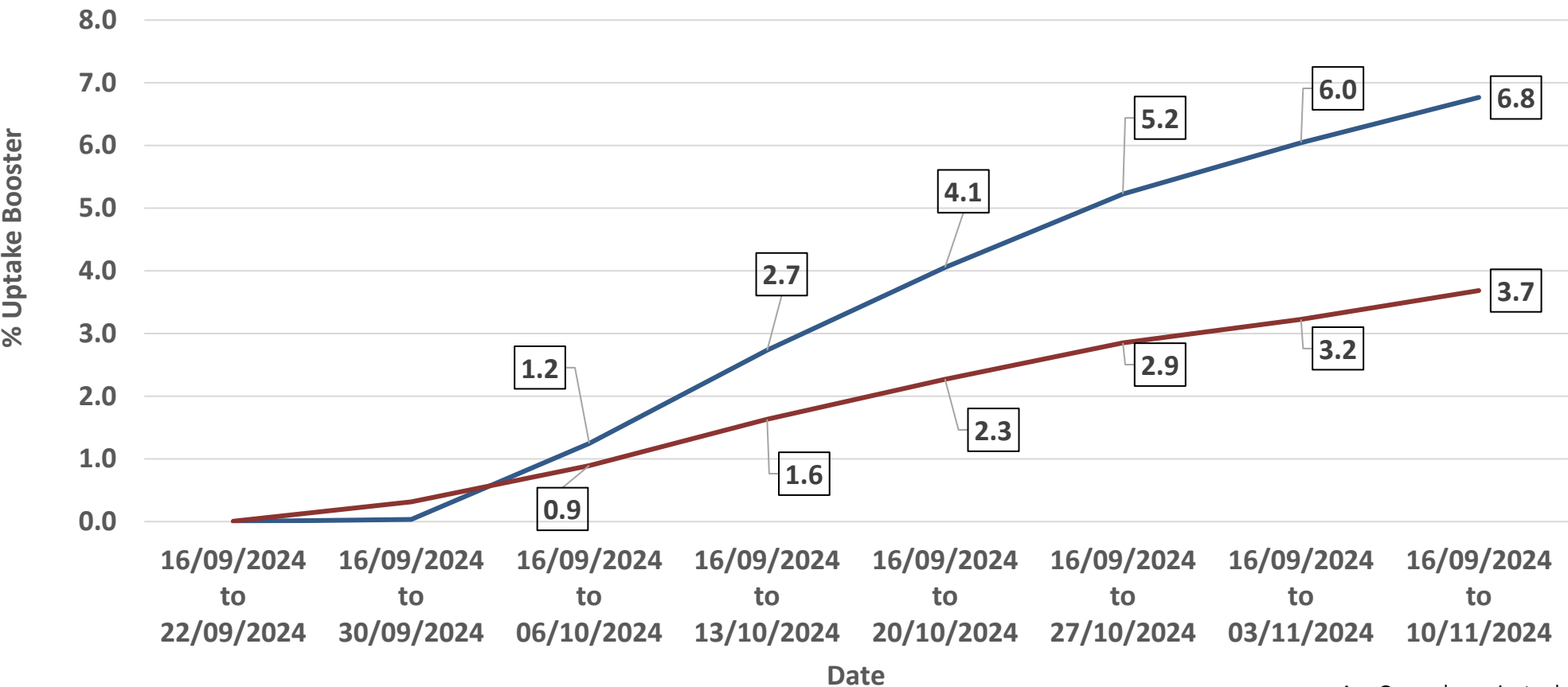


Age Group denominator based on census 2022;  
 Other approximate denominator estimates:

Immunocompromised 6months+	63,000
HCWs	250,000
Pregnant women	22,790
LTCF residents	25,000



# Percentage of Winter 2024 COVID-19 Booster Doses by Specific Target Groups by Week administered between 16/09/2024 and 10/11/2024 inclusive

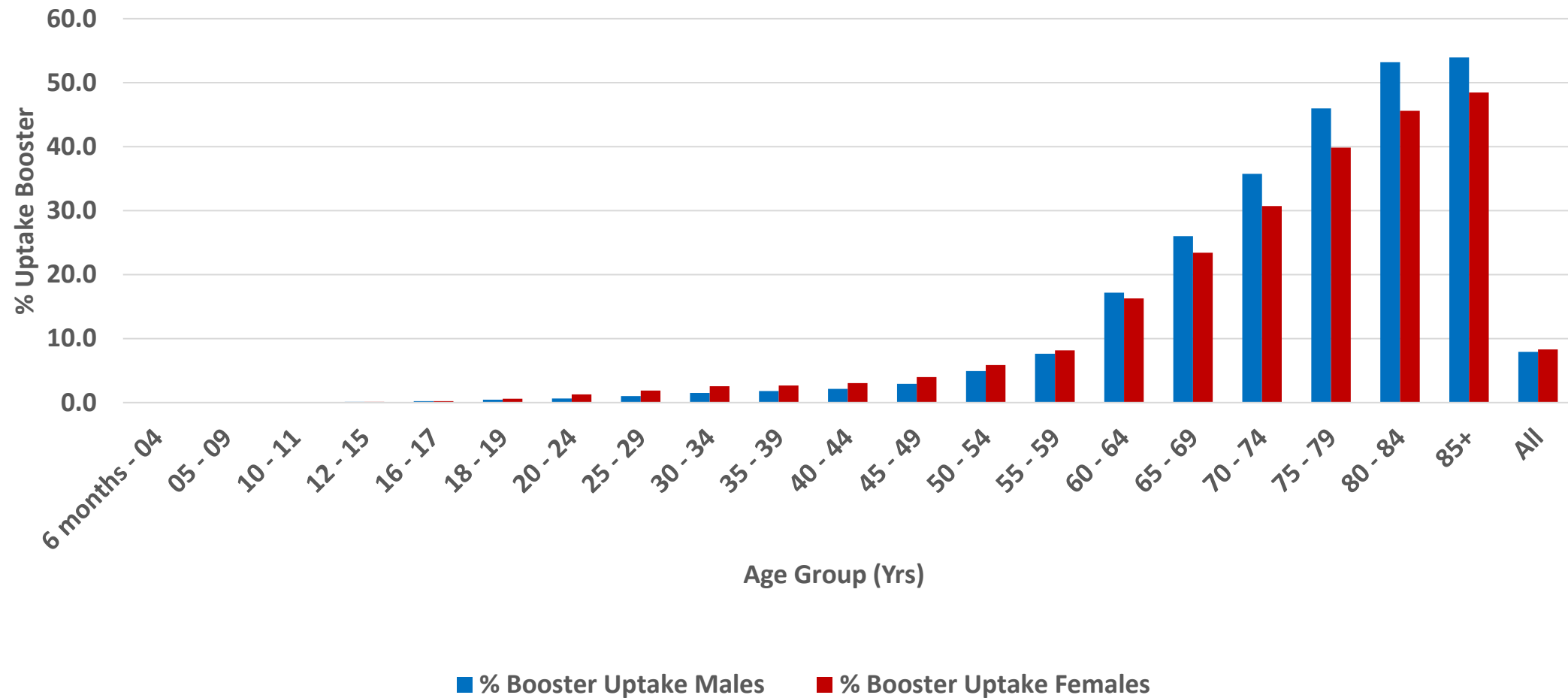


— HCWs

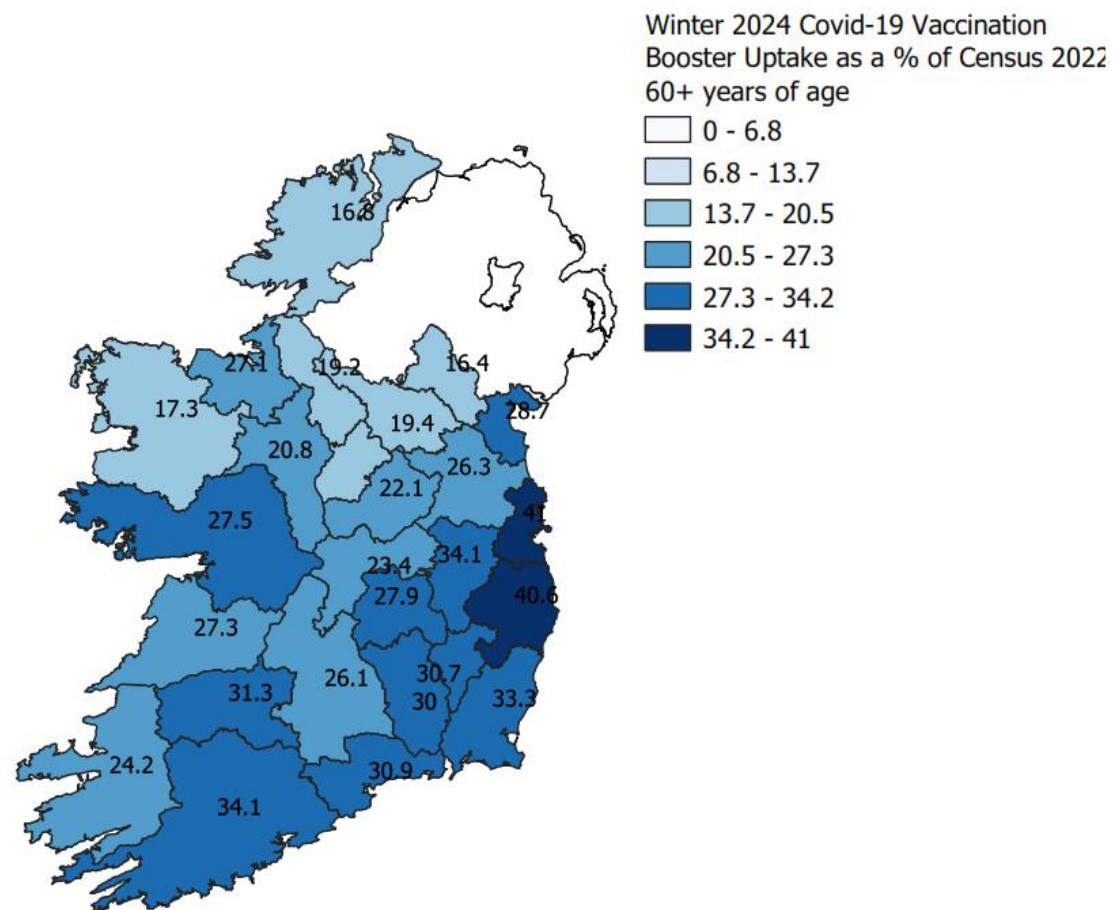
— Pregnant women

Age Group denominator based on census 2022;  
 Other approximate denominator estimates:  
 Immunocompromised 6months+ 63,000  
 HCWs 250,000  
 Pregnant women 22,790  
 LTCF residents 25,000

# Uptake of Winter 2024 COVID-19 Booster Doses as a percentage of the Census 2022 population by age groups and gender administered between 16/09/2024 and 10/11/2024 inclusive



# Uptake of Winter 2024 COVID-19 Booster Doses by county as a percentage of the Census 2022 population among 60+ year olds between 16/09/2024 and 10/11/2024 inclusive

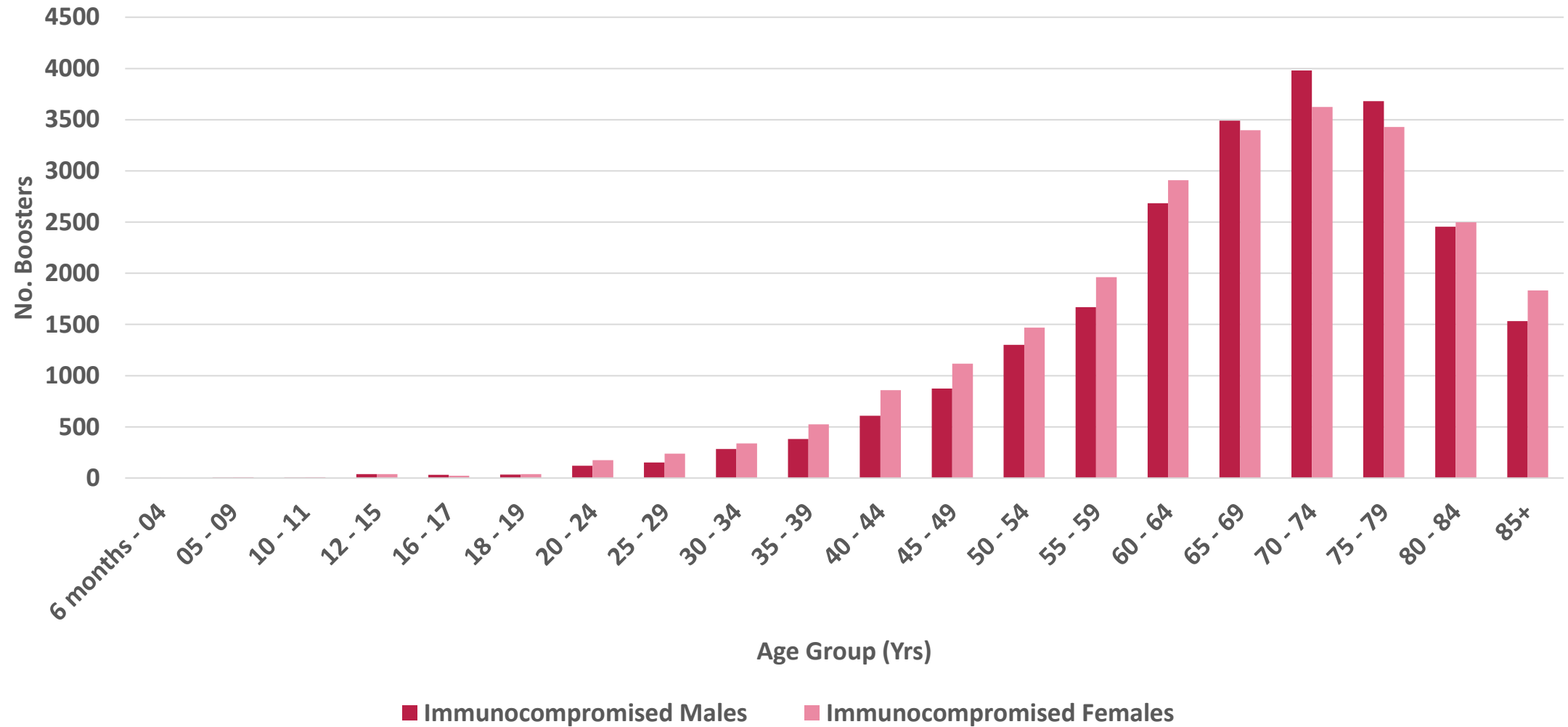


# Number of COVID-19 Winter 2024 booster doses administered to HCWs by age group and staff category administered between 16/09/2024 and 10/11/2024 inclusive

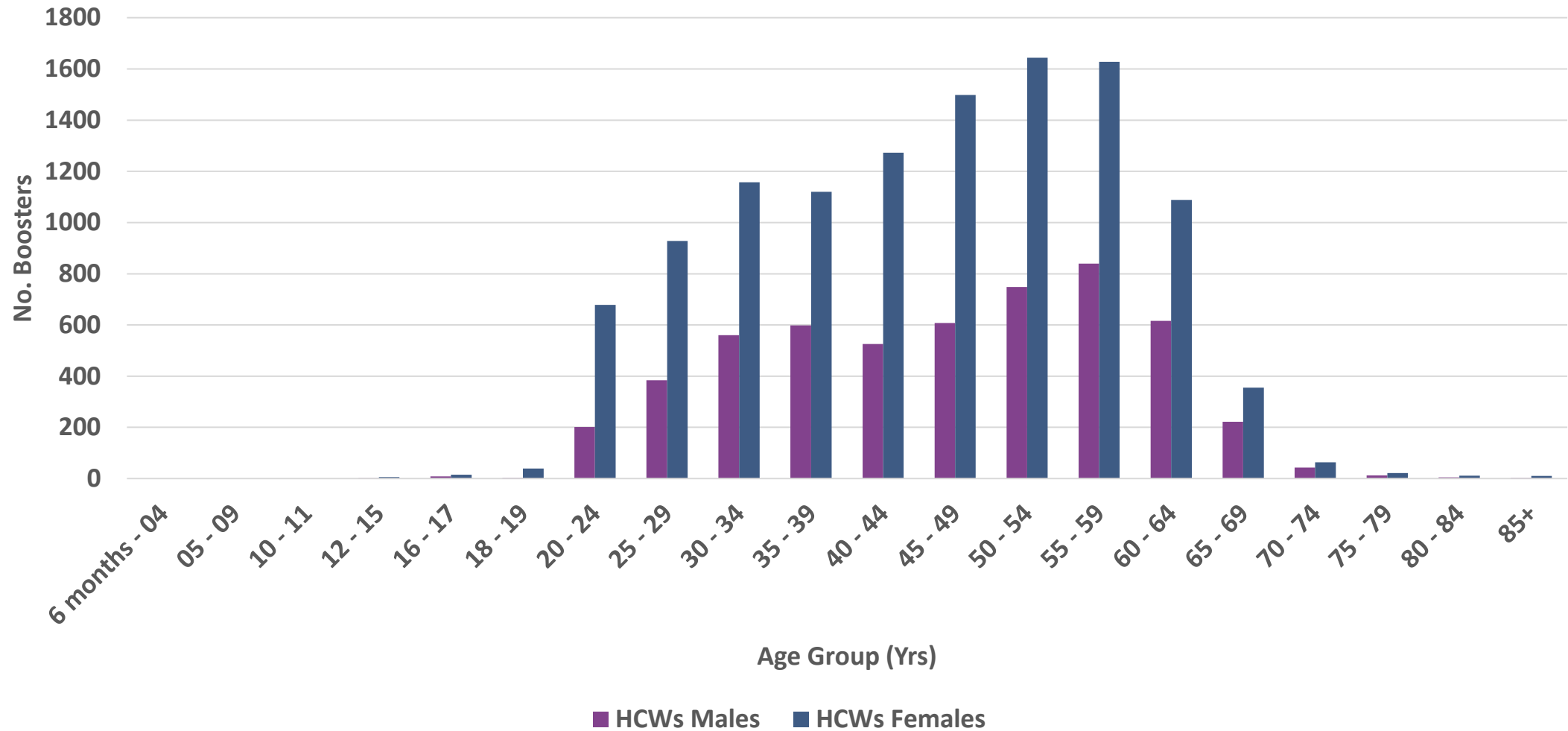


Occupation	<18	18-59	60-69	70-79	80+	Total	% of Total
General Support Staff	0	788	285	17	2	1092	6.5
Health & Social Care Professionals	0	3337	375	28	1	3741	22.1
Management & Administration Staff	0	1884	487	15	2	2388	14.1
Medical & Dental	0	3009	256	15	2	3282	19.4
Nursing & Midwifery	2	3023	416	12	0	3453	20.4
Patient Client Care Staff	0	795	175	10	2	982	5.8
General	0	115	58	4	1	178	1.1
Retired	0	0	6	0	0	6	0.0
Other	0	299	55	6	0	360	2.1
Not specified	29	1184	168	32	19	1432	8.5
<b>Total</b>	<b>31</b>	<b>14434</b>	<b>2281</b>	<b>139</b>	<b>29</b>	<b>16914</b>	<b>100.0</b>

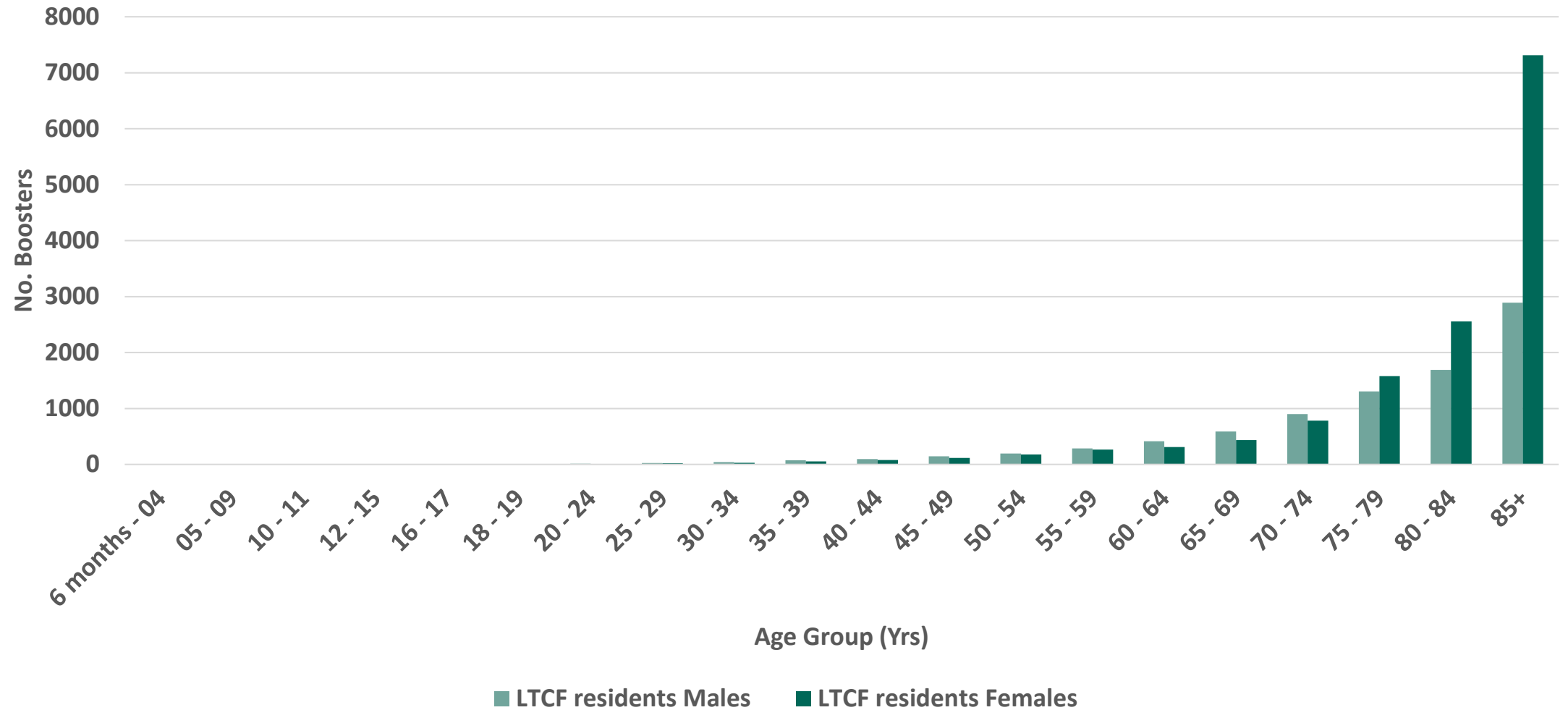
# Number of COVID-19 Winter 2024 booster doses among immunocompromised by age and gender administered between 16/09/2024 and 10/11/2024 inclusive



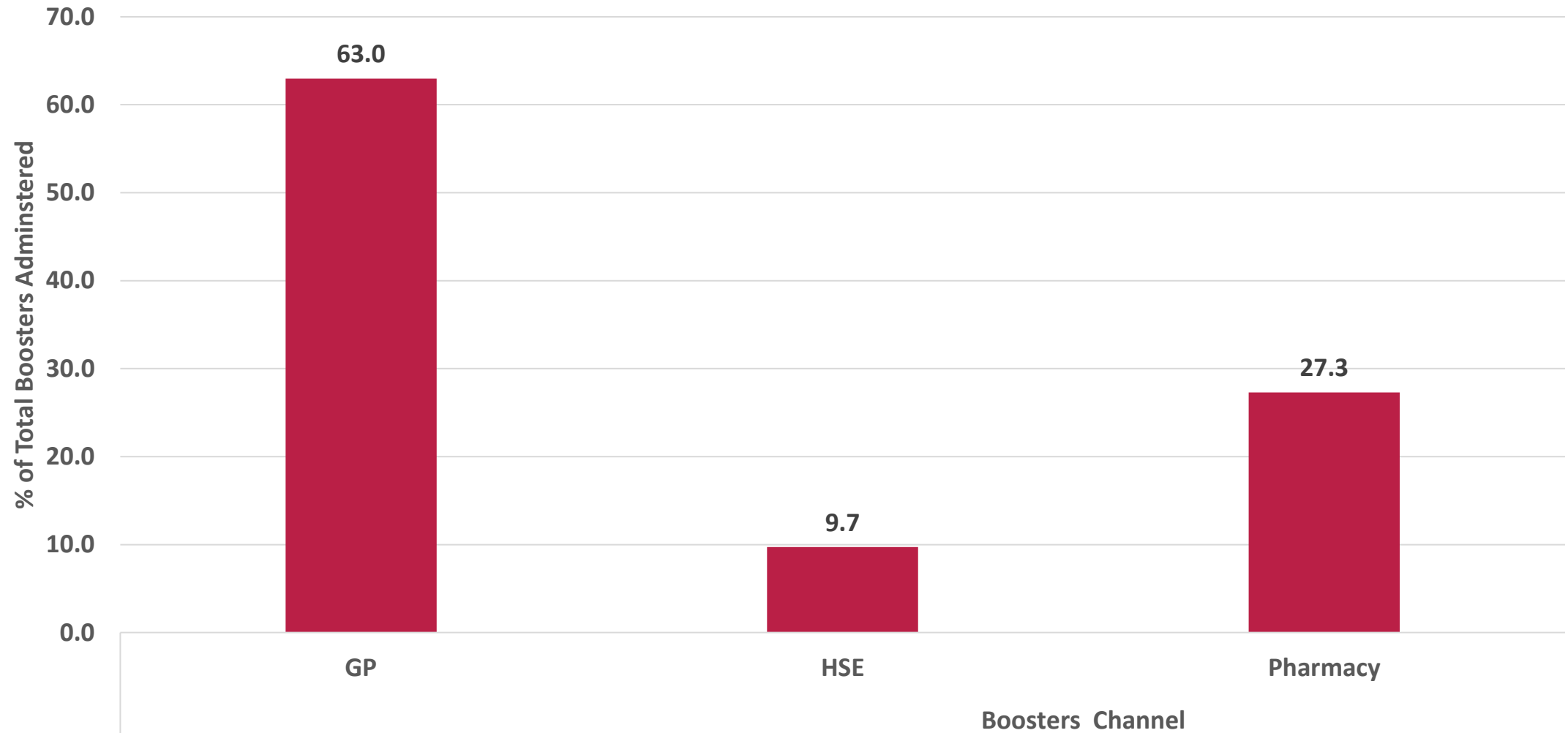
# Number of COVID-19 Winter 2024 booster doses among HCWs by age and gender administered between 16/09/2024 and 10/11/2024 inclusive



# Number of COVID-19 Winter 2024 booster doses among RCF residents by age and gender administered between 16/09/2024 and 10/11/2024 inclusive



# Percentage of Winter 2024 COVID-19 Booster Doses by Distribution Channel administered between 16/09/2024 and 10/11/2024 inclusive





# Caveats I

- Uptake data reported refers to the period up to midnight of the last day of the latest epidemiological week Monday to Sunday.
- Where county and/or age group calculation of estimated uptake exceeds 100% due to data capture issues within Coax or where the numerator exceeds the population estimate/denominator then the uptake will be rounded down to **99.9% (unless otherwise indicated in the report)**.
- Total reported doses in this report now includes all vaccination doses on the IIS/COVAX data system, including those received abroad by Irish residents.
- Reported figures excludes vaccination records where the death of the individual has been recorded.
- While data is presented in terms of total number of people receiving boosters as a proportion of total population, it should be noted that not all people within these populations will be eligible for vaccination at a given time for example if they have recently had COVID-19 infection.
- It was not possible to accurately summarise the number of individuals aged between 6 months and 4 years, between 5 and 11 years and between 12 and 59 years with underlying medical conditions because those details in the IIS/COVAX extract are combined in a complex way with target groupings.

## Caveats II



- The data in this report are based on the vaccination records stored on the COVAX system. The vaccination status and other variables on the person's account and vaccination record such as risk factors and cohorted groupings are as recorded on this system. For values recorded on the person's account, these may not be updated at each vaccination event depending on them being provided by the vaccine recipient and recorded at the time of vaccination.
- Furthermore, for vaccinations given at GP practices and pharmacies, these other variables are not necessarily mandatory at the source of record (GP Practice or Pharmacy System) and so may not update changes on the person account in COVAX. As a result, in some cases, the data may reflect a historic value (such as risk factor or cohort).
- In addition, a person may have more than one risk factor for a given vaccination event, but all relevant risk factors may not be recorded. For example, as HCW status is considered a risk factor, those who also have a medical condition (another risk factor) are likely to be recorded on IIS/COVAX with the latter rather as a HCW, thereby resulting in an under-reporting of vaccinated HCWs
- Also, cohorting (such as healthcare worker) is dependent on this information being supplied by the vaccine recipient at the time of vaccination and this being recorded on the system of record. Therefore, this data presented in this report is based on the vaccination status of individuals registered on the COVAX system based on their last dose received.
- This means that the risk factor profile of those same individuals may not reflect their actual status at that same time for the reasons explained above.
- The data presented in this slide set focusses exclusively on all booster doses administered during the Winter 2024 campaign as the number of individuals who have completed their primary course treatment is quite small, so much so that the numbers will have a negligible impact on the calculation of the overall percentage uptake of COVID-19 vaccination in the general population.

# Acknowledgements



Sincere thanks to the following for providing the data for this report:

- National Immunisation Office (NIO)
- Office of the Chief Information Officer (OCIO)
- HSE Integrated Information Services (IIS) and COVAX Implementation team of Salesforce, IBM, PWC, EY
- HSE procurement/acute hospitals/CHOs/vaccinating teams and administrators/IT staff
- HSE Health Intelligence, Strategic Planning & Transformation Unit
- NHSS for Fair Deal Resident Data
- HR-Sap for HSE HCW Data



@hpscireland



@hpscireland

[www.hpsc.ie](http://www.hpsc.ie)



## **Uptake of Winter 2024 Booster & Seasonal Influenza 2024 doses by HSE HCWs between 16/09/2024 to 27/10/2024**

- In total **108,294** records for **HSE healthcare workers** were included in the analysis.
- **Overall uptake** by end of **27/10/2024**
  - **7,397** received **COVID-19 vaccine**, an uptake of **6.8%**
  - **19,352** received **influenza vaccine**, an uptake of **17.9%**
- Amongst those who received a vaccine:
  - 6,985 (6.5%) received both COVID-19 and influenza vaccine
  - 412 (0.4%) received COVID-19 vaccine only
  - 12,367 (11.4%) received influenza vaccine only
- 88,530 (81.7%) did not receive any COVID-19 or influenza vaccine
  - 100,897 (93.2%) did not get a COVID-19 vaccine
  - 88,942 (82.1%) did not get an influenza vaccine

# **Uptake of Winter 2024 COVID-19 Booster & Seasonal Influenza doses by Fair Deal residents in residential care facilities between 16/09/2024 to 27/10/2024**



525 residential care facilities were identified from a matched dataset.

## **Influenza Vaccination Uptake**

- Between 16/09/2024 and 27/10/2024, overall uptake among Fair Deal residents was 58.1% (n=13,746/23,658)
  - 117 locations (22.3%) where no vaccinations were reported, or uptake was  $\leq 10\%$
  - 12 locations (2.3%) had an uptake  $\geq 10\%$  and  $< 50\%$
  - 123 locations (23.4%) had an uptake  $\geq 50\%$  and  $< 75\%$
  - 222 locations (42.3%) had an uptake  $\geq 75\%$  and  $< 90\%$
  - 44 locations (8.4%) had an uptake  $\geq 90\%$  and  $< 100\%$
  - 6 locations (1.1%) had an uptake of 100%

## **COVID-19 Vaccination Uptake**

- Between 01/10/2024 and 27/10/2024, overall uptake among Fair Deal residents was 51.5% (n=12,182/23,658)
  - 124 locations (23.6%) where no vaccinations were reported, or uptake was  $\leq 10\%$
  - 37 locations (7.0%) had an uptake  $\geq 10\%$  and  $< 50\%$
  - 210 locations (40.0%) had an uptake  $\geq 50\%$  and  $< 75\%$
  - 140 locations (26.7%) had an uptake  $\geq 75\%$  and  $< 90\%$
  - 13 locations (2.5%) had an uptake  $\geq 90\%$  and  $< 100\%$
  - No locations (0.0%) had an uptake of 100%