



COVID-19 Vaccination Uptake in Ireland

Weekly Report

Spring Campaign 2025

Week ending Sunday 11th May 2025

Latest Summary Statistics Absolute Numbers of COVID-19 Spring 2025 Campaign Doses and Percentage Uptake of the Census 2022 Population and other denominator estimates between 01/03/2025 and 11/05/2025 inclusive

Age Group	No. Booster Doses	Census 2022 Population/Other estimates	No. Booster doses as % Uptake Census 2022 Population/Other estimates
70-79yrs	15032	178457	8.4*
80+yrs	50251	181027	27.8
Immunocompromised 6months+	7205	63000	11.4*
LTCF residents	22597	32000	70.6*

Spring 2025 COVID-19 Campaign Target Groups



- The COVID-19 Spring 2025 vaccination campaign begun on 03/04/2025. For the purposes of reporting however, all administered doses from 01/03/2025 (after the end of the Winter 2024 campaign on 28/02/2024) have been included in the figures presented here.
- The administration of vaccine doses follows the guidelines set down by the National Immunisation Advisory Committee (NIAC), which are available here at https://www.hiqa.ie/sites/default/files/NIAC/Immunisation_Guidelines/Chapter_05a_COVID-19.pdf.
- The primary target groups of the Spring COVID-19 2025 vaccine campaign include:
 - Those aged 80 years and older.
 - Those aged 70-79 years who did not receive a COVID-19 vaccine in the preceding 12 months.
 - Those aged 18-79 years living in long term care facilities for older adults.
 - Those aged 6 months-79 years with:
 - immunocompromise associated with a suboptimal response to vaccination
 - Pregnant adolescents and adults (recommended all year and not seasonal).
- For those aged 6 months-79 years who are immunocompetent, a dose of a COVID-19 vaccine in Spring 2025 is not routinely recommended.
- For those aged 70-79 years who did not receive a COVID-19 vaccine in the preceding 12 months, a dose of COVID-19 vaccine is recommended in Spring 2025.
- For pregnant adolescents and adults, a COVID-19 vaccine once in pregnancy is recommended, if it is more than six months since their previous COVID-19 vaccine or infection. This recommendation is not seasonal and applies all year. COVID-19 vaccine can be given at any stage in pregnancy, ideally given between 20-34 weeks' gestation.

Methodology



- *Data were provided by OCIO based on data in the data lake PROD environment (includes COVAX registered vaccinations and GP administered vaccinations).*
- *DENOMINATOR USE: In this report, uptake is calculated based on Census 2022 population. See <https://www.cso.ie/en/releasesandpublications/ep/p-cpsr/censusofpopulation2022-summaryresults/populationchanges/>*

Summary Findings I

Between 01/03/2025 and 11/05/2025

- **Total:** 73,826 COVID-19 booster doses reported
- **Age Group:** Booster dose uptake among
 - 70-79 year olds was 8.4%*
 - 80+ year olds, it was 27.8%
- **Gender:** Booster uptake was highest at 85+ years of age among males at 31.6% and among females at 29.3%
- **Vaccination Location:** Of the booster doses administered
 - 49.5% were in GP clinics
 - 32.8% in HSE clinics
 - 17.8% in pharmacies
- **County of Residence:** Uptake *as a proportion of all booster doses administered nationally* was highest at
 - 43.3% among 80+ years olds in Co. Wicklow
 - Uptake in Co. Dublin of 38.6% in the 80+ age group was significantly above the county mean uptake of 27.7%

* The 70-79 year old denominator used is based on an eligible population of 178,457 that did not get vaccinated in the past 12 months (not census 2022 population of 357,144 as cited previously) was obtained from the HSE Access & Integration Office on 13/05/2025

Summary Findings II (including caveats)

Between 01/03/2025 and 11/05/2025

- **Pregnant women:** 95 booster doses administered under 60 years of age; uptake nationally was 1.1% among an estimated target pregnant population of 9,002 (estimate based on live births recorded in 2022 by GRO in April and May)
- **LTCF residents:** 22,597 booster doses have yet been administered; uptake *as a proportion of all booster doses administered to LTCF residents nationally* was highest in Co. Dublin at 29.6% and in Co. Cork at 12.0% of the booster doses administered; uptake nationally was 70.6% among an estimated LTCF resident population of 32,000**
- **Immunocompromised:** 7,205 booster doses administered; uptake nationally was 11.4% among an estimated target population of 63,000***

** The denominator of 32,000 is based on the maximum bed capacity of all elderly based residential based facilities as recorded on the HSE health service directory as of April 2025

*** This figure is based on the number of individuals who are flagged on the COVAX/IIS system as being immunocompromised (IC) and also who have been assessed as IC at both the account and vaccination record levels after primary vaccination and at the time of primary vaccination

- A combined risk factor denominator is not available for each 5year age groups from 6 months to 69 years for those who are immunocompromised, a pregnant woman, a RCF resident and/or with an underlying medical conditions, so with no alternative, the Census 2022 population has been used instead to estimate uptake, see slide #7.

COVID-19 Booster Doses by Age Group and Target Group between 01/03/2025 and 11/05/2025 inclusive

Period	Last Dose Course	Last Dose Classification/Type	6 months-4 years of age eligible for vaccination	5-11 years of age eligible for vaccination	12-59 years of age eligible for vaccination	60-69 years	70-79 years	80+ years	60+ years	6 months +	LTCF residents 18-59 years*	LTCF residents 60+ years*	Pregnant	HCWs	All
01/03/2025 to 11/05/2025	Course2	Booster	0	72	3951	4520	15032	50251	69803	73826	857	21740	101	67	73826
05/05/2025 to 11/05/2025	Course2	Booster	0	9	551	589	1893	4226	6708	7268	110	1419	8	4	7268

*HCWs are not a target group of the current Spring 2025 campaign

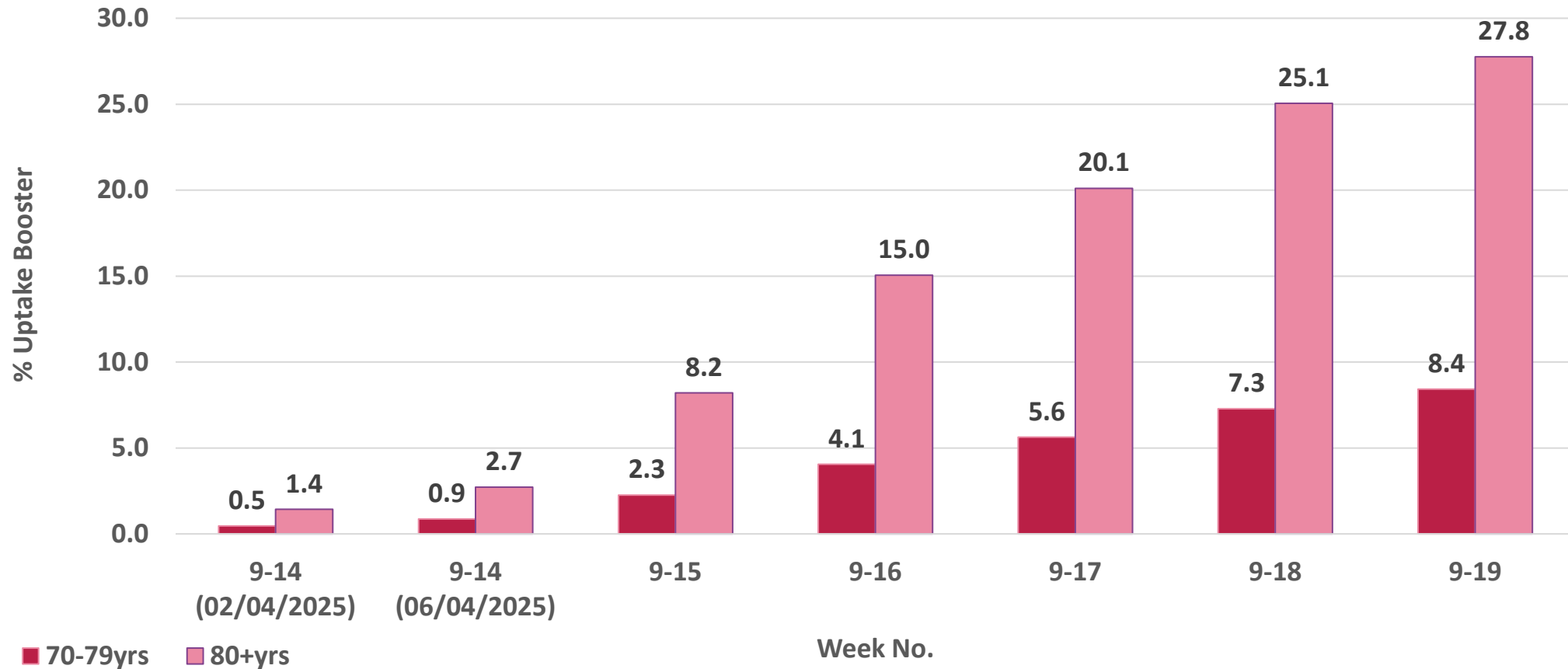
* See CAVEATS on slide # 5

COVID-19 Booster Doses by Age Group and Target Groups* between 01/03/2025 and 11/05/2025 inclusive



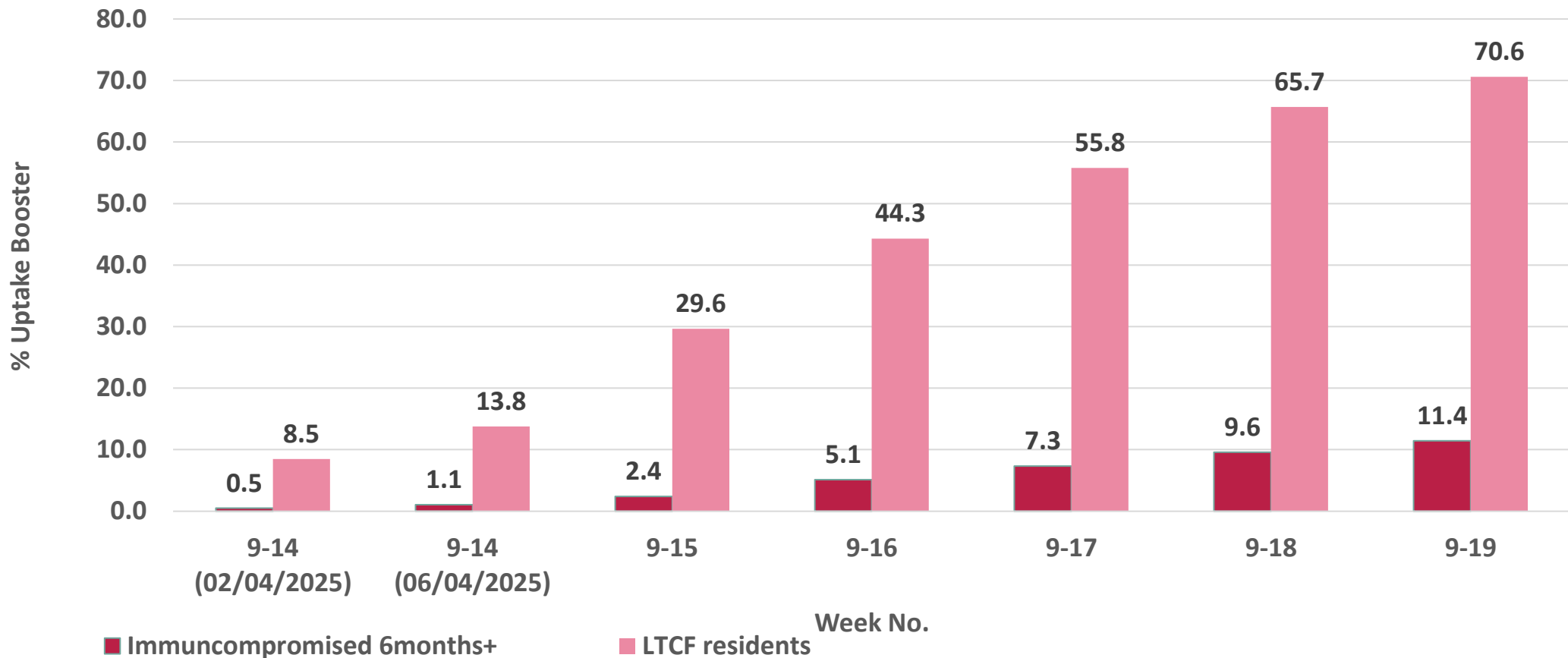
Age Group	No. Boosters	Census 2022 Population/Other denominator estimates	No. Booster doses % Uptake Population Census 2022/Other denominator estimates
All Ages	73826	5149139	1.4
6months+	73826	5120241	1.4
6months-49yrs	1940	3424088	0.1
5+yrs	73826	4853724	1.5
12+yrs	73754	4361794	1.7
12-17yrs	30	431222	0.0
18+yrs	73724	3930572	1.9
50+yrs	71886	1696153	4.2
60+yrs	69803	1048985	6.7
50-69yrs	6603	1157982	0.6
65+yrs	67944	776315	8.8
70+yrs	65283	538171	12.1
12-69yrs	8471	3823623	0.2
6months-4yrs	0	266517	0.0
5-11yrs	72	491930	0.0
12-59yrs	3951	3312809	0.1
60-69yrs	4520	510814	0.9
70-79yrs	15032	178457*	8.4
80+yrs	50251	181027	27.8
Immunocompromised 6months+	7205	63000	11.4
HCWs	67	250000	0.0
Pregnant women	95	9002	1.1
LTCF residents	22597	32000	70.6

Percentage of Spring 2025 COVID-19 Booster Doses by Age Group* by Epi Week administered between 01/03/2025 and 11/05/2025 inclusive



Age Group denominator based on census 2022

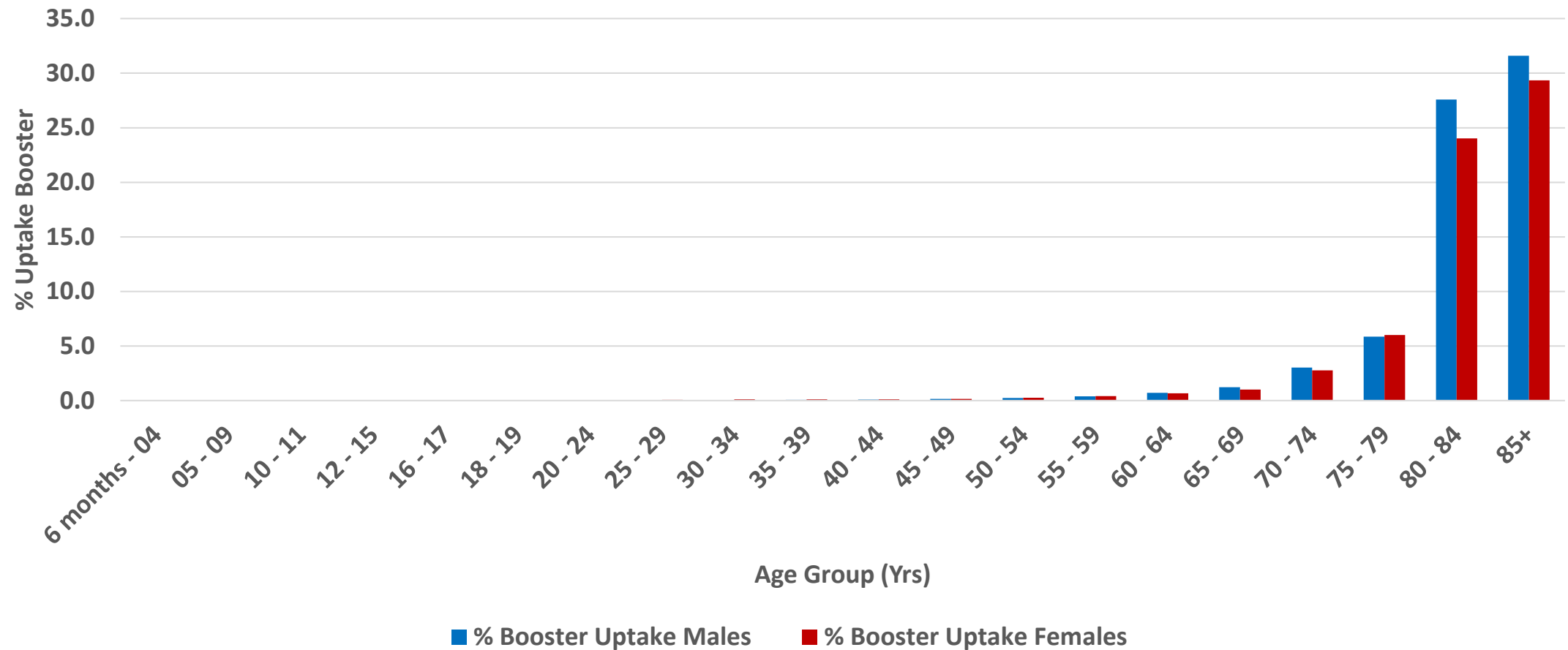
Percentage of Spring 2025 COVID-19 Booster Doses by Specific Target Groups by Week administered between 01/03/2025 and 11/05/2025 inclusive



Approximate denominator estimates:
Immunocompromised 6months+ 63,000
LTCF residents 32,000

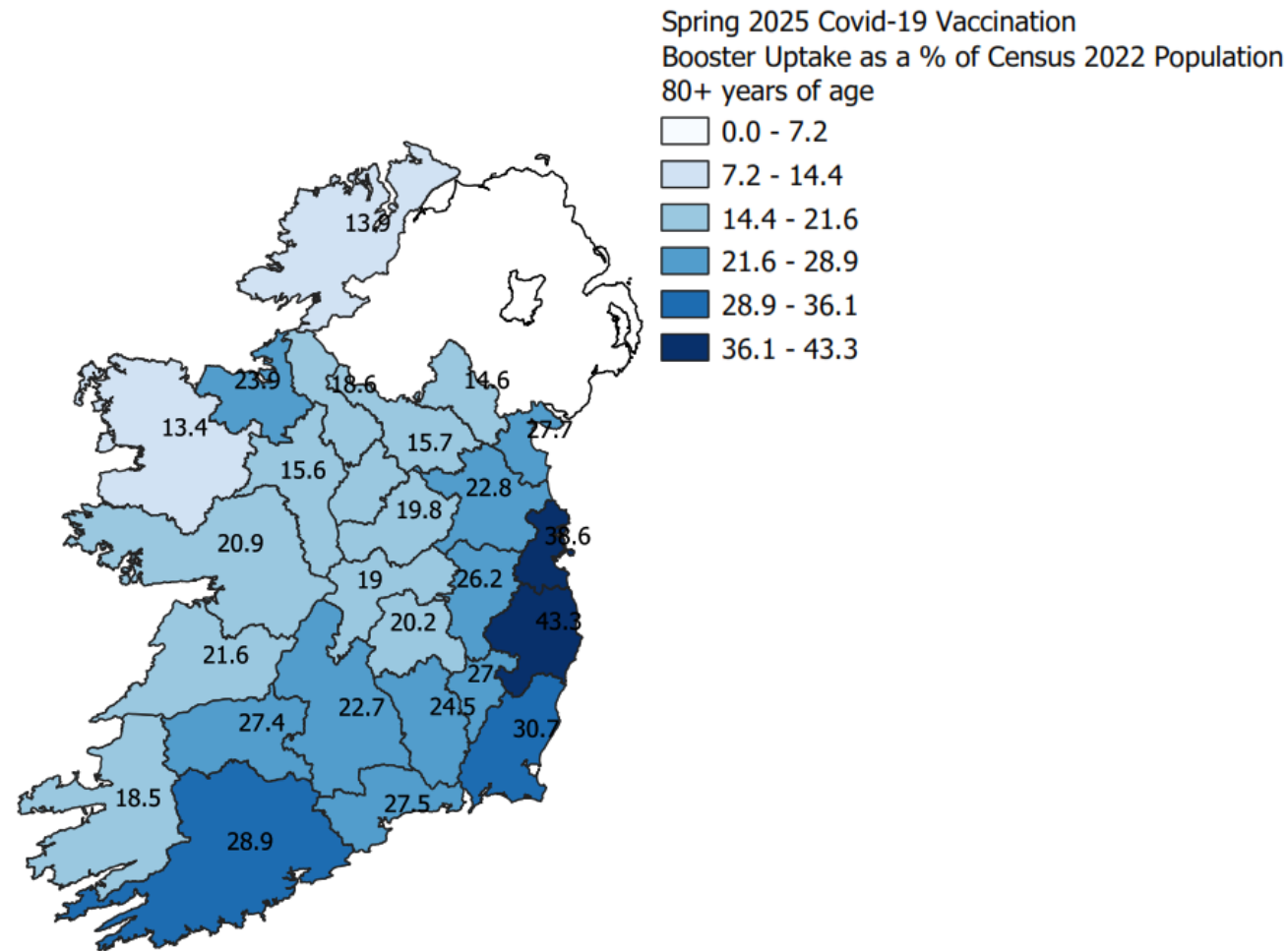
* See CAVEATS on slide # 5

Uptake of Spring 2025 COVID-19 Booster Doses as a percentage of the Census 2022 population by age groups* and gender administered between 01/03/2025 and 11/05/2025 inclusive



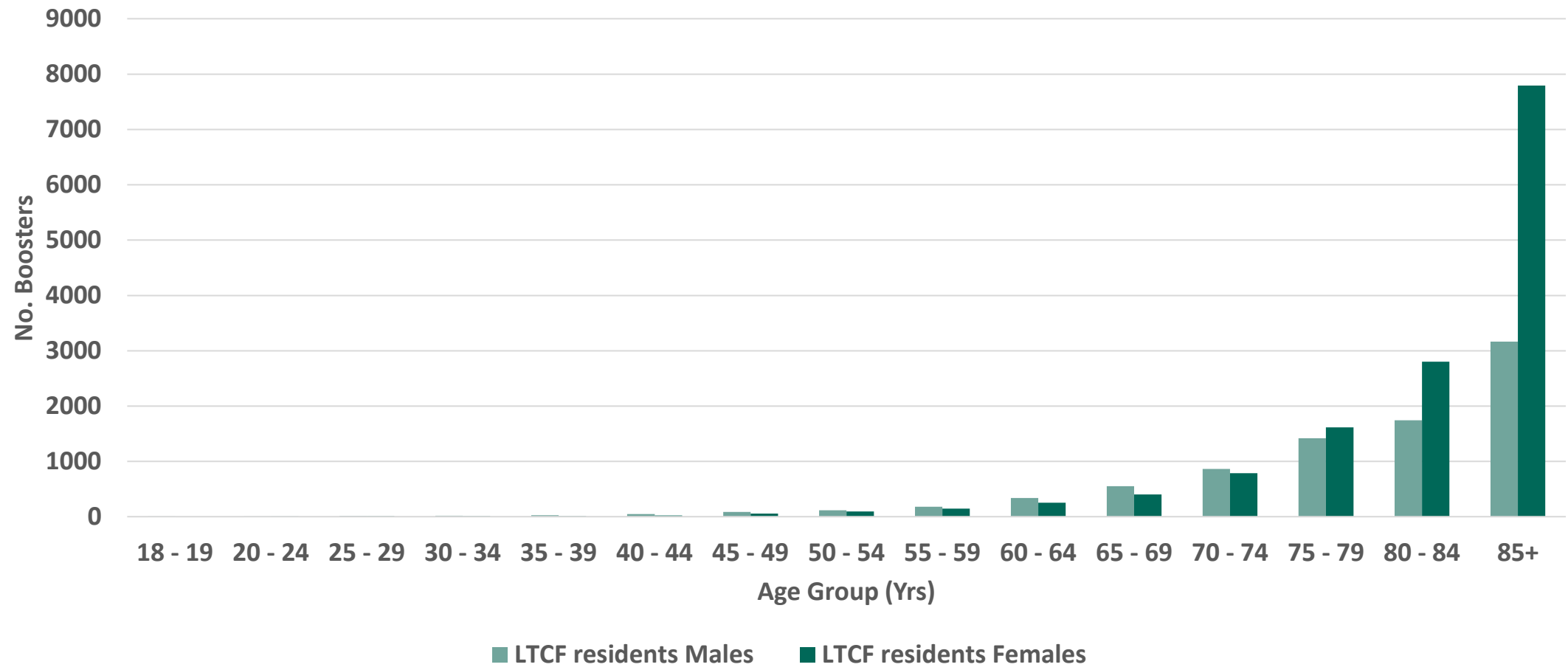
Age Group denominator based on census 2022

Uptake of Spring 2025 COVID-19 Booster Doses by county as a percentage of the Census 2022 population among 80+ year olds between 01/03/2025 and 11/05/2025 inclusive

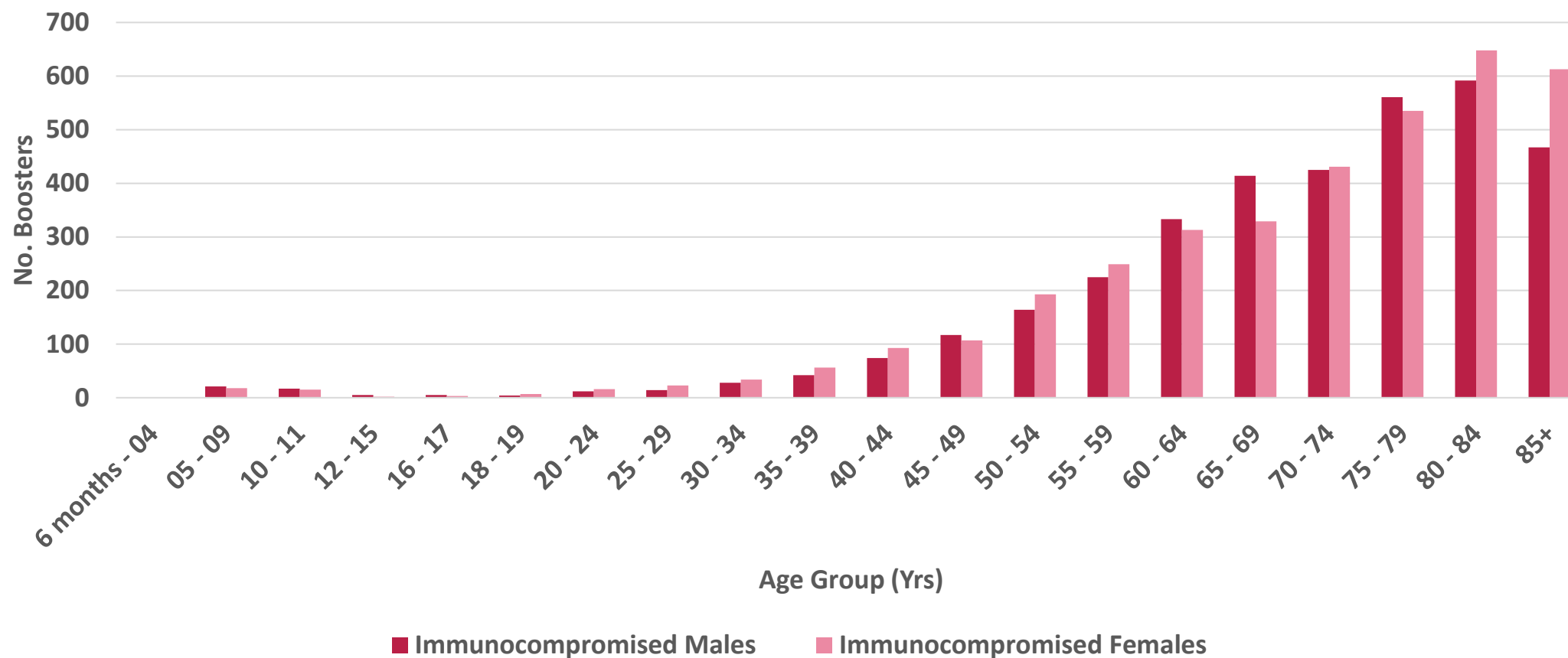


Age Group denominator based on census 2022

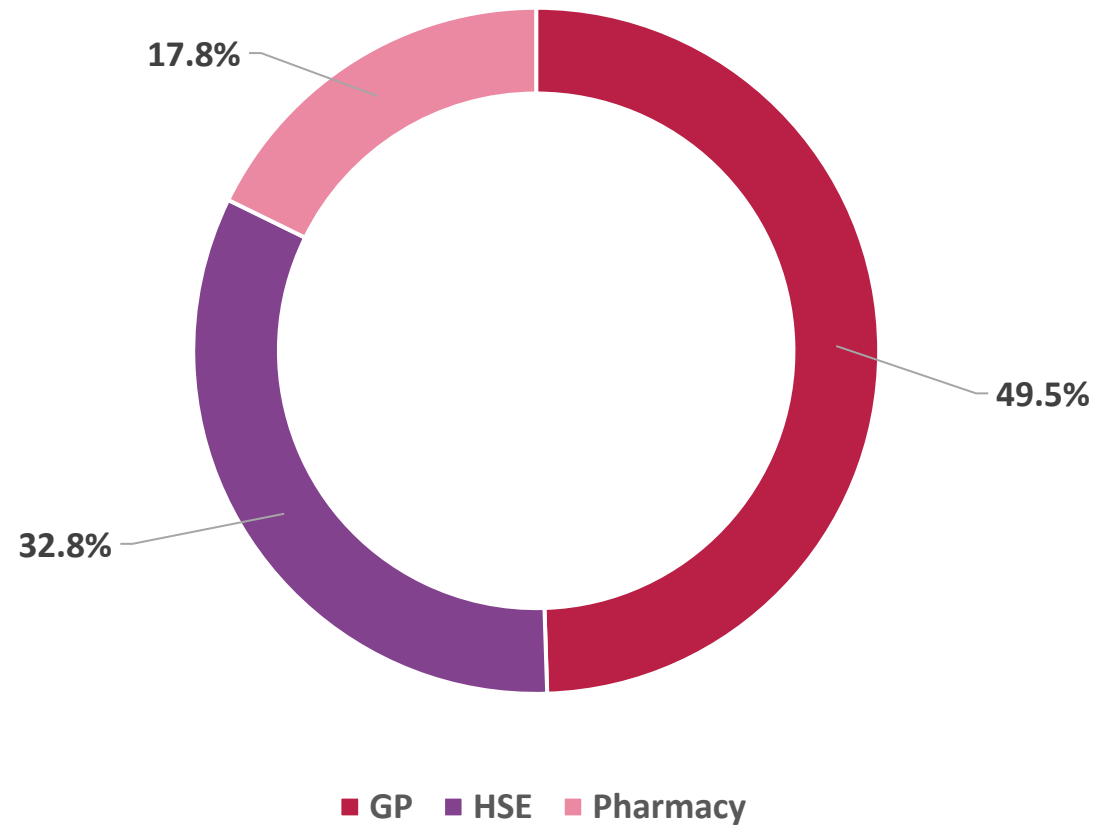
Number of COVID-19 Spring 2025 booster doses among RCF residents by age and gender administered between 01/03/2025 and 11/05/2025 inclusive



Number of COVID-19 Spring 2025 booster doses among Immunocompromised by age and gender administered between 01/03/2025 and 11/05/2025 inclusive



Percentage of Spring 2025 COVID-19 Booster Doses by Distribution Channel administered between 01/03/2025 and 11/05/2025 inclusive



Caveats I

- Uptake data reported refers to the period up to midnight of the last day of the latest epidemiological week Monday to Sunday.
- Where county and/or age group calculation of estimated uptake exceeds 100% due to data capture issues within Coax or where the numerator exceeds the population estimate/denominator then the uptake will be rounded down to **99.9% (unless otherwise indicated in the report)**.
- Total reported doses in this report now includes all vaccination doses on the IIS/COVAX data system, including those received abroad by Irish residents.
- Reported figures excludes vaccination records where the death of the individual has been recorded.
- While data is presented in terms of total number of people receiving boosters as a proportion of total population, it should be noted that not all people within these populations will be eligible for vaccination at a given time for example if they have recently had COVID-19 infection.

Caveats II

- The data in this report are based on the vaccination records stored on the COVAX system. The vaccination status and other variables on the person's account and vaccination record such as risk factors and cohorted groupings are as recorded on this system. For values recorded on the person's account, these may not be updated at each vaccination event depending on them being provided by the vaccine recipient and recorded at the time of vaccination.
- Furthermore, for vaccinations given at GP practices and pharmacies, these other variables are not necessarily mandatory at the source of record (GP Practice or Pharmacy System) and so may not update changes on the person account in COVAX. As a result, in some cases, the data may reflect a historic value (such as risk factor or cohort).
- In addition, a person may have more than one risk factor for a given vaccination event, but all relevant risk factors may not be recorded. For example, as resident in a residential care facility status is considered a risk factor, those who also have a medical condition (another risk factor) are likely to be recorded on IIS/COVAX with the latter rather as a resident in a residential care facility , thereby resulting in an under-reporting of vaccinated residents in a residential care facility
- Also, cohorting (such as immunocompromised) is dependent on this information being supplied by the vaccine recipient at the time of vaccination and this being recorded on the system of record. Therefore, this data presented in this report is based on the vaccination status of individuals registered on the COVAX system based on their last dose received.
- This means that the risk factor profile of those same individuals may not reflect their actual status at that same time for the reasons explained above.
- The data presented in this slide set focusses exclusively on all booster doses administered during the current campaign as the number of individuals who have completed their primary course treatment is quite small, so much so that the numbers will have a negligible impact on the calculation of the overall percentage uptake of COVID-19 vaccination in the general population.

Uptake of Spring 2025 COVID-19 Booster doses by Fair Deal residents in residential care facilities between 01/03/2025 and 11/05/2025

526 residential care facilities were identified from a matched dataset:

COVID-19 Vaccination Uptake

- **Between 01/03/2025 and 12/05/2025, overall uptake among Fair Deal residents was 71.8% (n=17,037/23,739)**
 - 16 locations (3.1%) where no vaccinations were reported, or uptake was $\leq 10\%$
 - 21 locations (4.0%) had an uptake $\geq 10\%$ and $< 50\%$
 - 232 locations (44.1%) had an uptake $\geq 50\%$ and $< 75\%$
 - 210 locations (39.9%) had an uptake $\geq 75\%$ and $< 90\%$
 - 44 locations (8.4%) had an uptake $\geq 90\%$ and $< 100\%$
 - 3 locations (0.6%) had an uptake of 100%.

Acknowledgements

Sincere thanks to the following for providing the data for this report:

- National Immunisation Office (NIO)
- Office of the Chief Information Officer (OCIO)
- HSE Integrated Information Services (IIS) and COVAX Implementation team of Salesforce, IBM, PWC, EY
- HSE procurement/acute hospitals/CHOs/vaccinating teams and administrators/IT staff
- HSE Health Intelligence, Strategic Planning & Transformation Unit
- NHSS for Fair Deal Resident Data
- HR-Sap for HSE HCW Data



@hpscireland



@hpscireland

www.hpsc.ie

